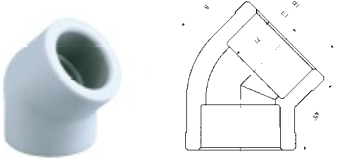
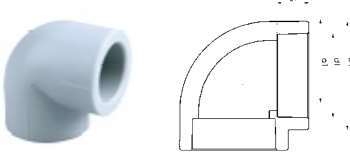
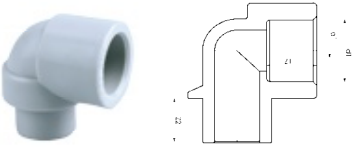


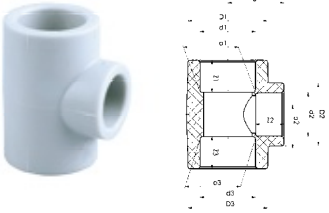
FITTINGS

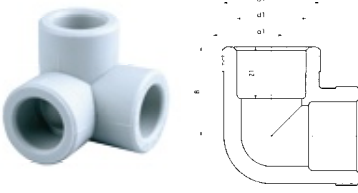
Elbow 45°	D [mm]	d1 [mm]	B [mm]	Z1 [mm]	Code	SP	LP	kg/pcs
	16	15,5	18,00	13,3	520101.01	50	200	0,008
	20	19,5	18,70	14,5	520102.01	50	500	0,019
	25	24,5	21,20	16,0	520103.01	50	300	0,023
	32	31,5	39,00	18,1	520104.01	20	100	0,036
	40	39,4	38,00	20,5	520105.01	5	25	0,060
	50	49,4	46,00	23,5	520106.01	5	20	0,101
	63	62,5	50,00	27,4	520107.01	5	20	0,208
	75	74,9	48,50	31,0	520108.01	2	8	0,402
	90	89,9	56,20	35,5	520109.01	1	6	0,685
	110	110,0	66,30	41,5	520110.01	1	5	1,025
	125	☎	☎	☎	520111.01	1	1	1,309
	160	☎	☎	☎	520112.01	1	1	1,876

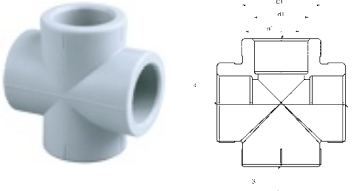
Elbow 90°	D [mm]	d1 [mm]	B [mm]	Z1 [mm]	Code	SP	LP	kg/pcs
	16	15,5	22,50	13,3	520201.01	50	250	0,008
	20	19,5	28,00	14,5	520202.01	50	400	0,015
	25	24,5	29,95	16,0	520203.01	50	300	0,028
	32	31,5	40,00	18,1	520204.01	20	100	0,050
	40	39,4	40,00	20,5	520205.01	10	70	0,084
	50	49,4	48,00	23,5	520206.01	10	40	0,141
	63	62,5	58,70	27,4	520207.01	5	20	0,258
	75	74,9	70,50	31,0	520208.01	2	6	0,455
	90	89,9	81,50	35,5	520209.01	1	4	0,788
	110	110,0	98,10	41,5	520210.01	1	4	1,376
	125	☎	☎	☎	520211.01	1	1	2,006
	160	☎	☎	☎	520212.01	1	1	2,558

Elbow 90° pin	D [mm]	d1 [mm]	B [mm]	Z1 [mm]	D2 [mm]	Z2 [mm]	Code	SP	LP	kg/pcs
	20	19,5	23,50	14,5	20,0	14,0	520301.01	50	300	0,014
	25	24,5	32,50	16,0	25,0	16,0	520302.01	50	250	0,026

T-piece	D [mm]	d1 [mm]	B [mm]	Z1 [mm]	L [mm]	Code	SP	LP	kg/pcs
	16	15,5	22,0	13,3	44,0	530201.01	50	250	0,012
	20	19,5	26,0	14,5	54,0	530202.01	50	300	0,021
	25	24,5	27,0	16,0	65,0	530203.01	50	150	0,035
	32	31,5	36,0	18,1	78,0	530204.01	20	100	0,063
	40	39,4	42,0	20,5	94,0	530205.01	10	50	0,114
	50	49,4	50,0	23,5	114,0	530206.01	5	30	0,200
	63	62,5	70,0	27,4	140,0	530207.01	2	16	0,448
	75	74,9	70,0	31,0	142,0	530208.01	1	6	0,527
	90	89,9	81,3	35,5	162,6	530209.01	1	6	0,940
	110	110,0	97,5	41,5	195,0	530210.01	1	4	1,590
	125	☎	☎	☎	☎	530211.01	1	1	2,655
	160	☎	☎	☎	☎	530212.01	1	1	3,575

Reducing T-piece	D [mm]	d1 [mm]	d2 [mm]	Z1 [mm]	Z2 [mm]	B [mm]	L [mm]	Code	SP	LP	kg/pcs
	16x20x16	15,5	19,5	13,3	14,5	27,0	46,0	530301.01	20	100	0,017
	20x20x16	19,5	19,5	14,5	14,5	27,0	51,0	530304.01	20	200	0,025
	20x16x20	19,5	15,5	14,5	13,3	26,0	54,0	530305.01	50	300	0,026
	20x25x20	19,5	24,5	14,5	16,0	27,0	64,0	530306.01	50	150	0,033
	25x20x25	24,5	19,5	16,0	14,5	33,0	60,0	530307.01	50	200	0,036
	25x25x20	24,5	24,5	16,0	16,0	27,0	64,0	530308.01	50	150	0,038
	25x32x25	24,5	31,5	16,0	18,1	36,0	76,0	530309.01	50	150	0,049
	25x20x20	24,5	19,5	16,0	14,5	30,0	60,0	530310.01	20	100	0,035
	32x20x32	31,5	19,5	18,1	14,5	32,0	69,0	530311.01	20	100	0,045
	32x20x25	31,5	19,5	18,1	14,5	32,0	69,0	530312.01	20	100	0,047
	32x25x32	31,5	24,5	18,1	16,0	33,0	70,0	530313.01	20	100	0,049
	32x32x25	31,5	31,5	18,1	18,1	39,0	77,0	530314.01	20	100	0,061
	32x40x32	31,5	39,4	18,1	20,5	44,5	89,0	530315.01	10	50	0,081
	40x20x40	39,4	19,5	20,5	14,5	36,0	78,0	530316.01	10	60	0,083
	40x25x40	39,4	24,5	20,5	16,0	37,5	81,0	530317.01	10	60	0,104
	40x32x40	39,4	31,5	20,5	18,1	43,5	90,0	530318.01	10	50	0,103
	50x25x50	49,4	24,5	23,5	16,0	40,5	80,0	530319.01	5	30	0,142
	50x32x50	49,4	31,5	23,5	18,1	42,5	80,0	530320.01	5	30	0,146
	50x40x50	49,4	39,4	23,5	20,5	57,5	114,0	530321.01	5	15	0,223
	63x32x63	62,5	31,5	27,4	18,1	52,0	92,0	530324.01	5	20	0,259
	63x40x63	62,5	39,4	27,4	20,5	53,0	92,0	530323.01	5	15	0,260
	63x50x63	62,5	49,4	27,4	23,5	66,5	140,0	530325.01	5	16	0,414
	75x50x75	74,9	49,4	31,0	23,5	70,5	142,0	530326.01	2	12	0,496
	75x63x75	74,9	62,5	31,0	27,4	70,0	142,0	530327.01	2	8	0,531
	90x63x90	89,9	62,5	35,5	27,4	73,3	136,0	530329.01	1	6	0,727
	90x75x90	89,9	74,9	35,5	31,0	76,8	148,0	530330.01	1	6	0,805
	110x63x110	110,0	62,5	41,5	27,4	83,0	148,0	530333.01	1	5	1,076
	110x75x110	110,0	74,9	41,5	31,0	86,6	160,0	530334.01	1	4	1,170
110x90x110	110,0	89,9	41,5	35,5	91,2	175,0	530335.01	1	4	1,270	

Three way branch	D [mm]	d1 [mm]	Z1 [mm]	B[mm]	Code	SP	LP	kg/pcs
	20x20x20	19,5	14,5	25,0	530102.01	10	50	0,030

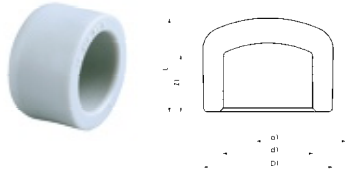
Cross	D [mm]	d1 [mm]	L [mm]	B [mm]	Code	SP	LP	kg/pcs
	20	19,5	51,0	25,5	530401.01	25	100	0,022
	25	24,5	58,0	29,0	530402.01	25	100	0,037
	32	31,5	69,0	34,5	530403.01	10	50	0,064
	40/25	39,4	67,0	33,5	530413.01	10	50	0,075

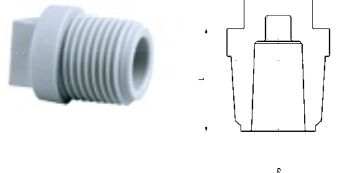
Pipe coupling	D [mm]	d1 [mm]	Z1 [mm]	L [mm]	Code	SP	LP	kg/pcs
	16	15,5	13,3	28,0	540101.01	50	250	0,006
	20	19,5	14,5	30,0	540102.01	50	600	0,011
	25	24,5	16,0	40,0	540103.01	50	400	0,019
	32	31,5	18,1	46,0	540104.01	20	200	0,024
	40	39,4	20,5	53,5	540105.01	20	100	0,053
	50	49,4	23,5	62,0	540106.01	10	70	0,095
	63	62,5	27,4	62,0	540107.01	5	30	0,120
	75	74,9	31,0	71,5	540108.01	1	30	0,260
	90	89,9	35,5	76,0	540109.01	1	16	0,436
	110	110,0	41,5	90,0	540110.01	1	10	0,614
	125	125,0	45	90	540111.01	1	1	0,844


Reducing pipe coupling	D [mm]	d1 [mm]	d2 [mm]	Z1 [mm]	Z2 [mm]	L [mm]	Code	SP	LP	kg/pcs
	20/16	19,5	15,5	14,5	13,3	30,0	540301.01	50	200	0,010
	25/20	24,5	19,5	16,0	14,5	32,0	540302.01	50	450	0,012
	32/20	31,5	19,5	18,1	14,5	39,0	540306.01	50	250	0,025
	32/25	31,5	24,5	18,1	16,0	35,0	540303.01	50	250	0,017
	40/32	39,4	31,5	20,5	18,1	40,0	540304.01	10	100	0,031
	50/40	49,4	39,4	23,5	20,5	46,0	540305.01	10	100	0,054

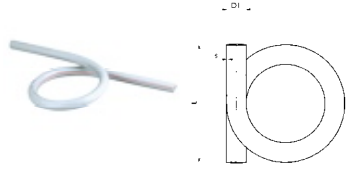
Reduction	D [mm]	D1 [mm]	d2 [mm]	Z1 [mm]	Z2 [mm]	L [mm]	Code	SP	LP	kg/pcs
	20/16	20,0	15,5	32,0	13,3	32,0	540202.01	50	250	0,006
	25/20	25,0	19,5	16,5	14,5	32,0	540203.01	50	500	0,010
	32/20	32,0	19,5	18,0	14,5	32,5	540204.01	50	250	0,017
	32/25	32,0	24,5	18,0	16,0	38,0	540205.01	50	300	0,020
	40/20	40,0	19,5	20,5	14,5	34,0	540206.01	10	100	0,018
	40/25	40,0	24,5	20,5	16,0	35,5	540207.01	10	100	0,019
	40/32	40,0	31,5	18,5	18,1	39,0	540208.01	20	100	0,021
	50/32	50,0	31,5	29,5	18,1	62,0	540209.01	10	100	0,044
	50/40	50,0	39,4	29,5	20,5	66,0	540210.01	10	100	0,054
	63/32	63,0	31,5	35,0	18,1	75,5	540211.01	10	70	0,093
	63/40	63,0	39,4	28,5	20,5	65,0	540212.01	10	60	0,083
	63/50	63,0	49,4	28,0	23,5	62,5	540213.01	10	70	0,093
	75/50	75,0	49,4	30,0	23,5	57,5	540217.01	2	20	0,121
	75/63	75,0	62,5	30,0	27,4	65,0	540214.01	1	25	0,178
	90/63	☎	☎	☎	☎	☎	840215.01	1	1	0,210
	90/75	☎	☎	☎	☎	☎	840216.01	1	1	0,270
	110/75	☎	☎	☎	☎	☎	840218.01	1	1	0,480
	110/90	☎	☎	☎	☎	☎	840220.01	1	1	0,500
	125/110	☎	☎	☎	☎	☎	840221.01	1	1	0,758
	160/110	☎	☎	☎	☎	☎	840222.01	1	1	0,721
	160/125	☎	☎	☎	☎	☎	840223.01	1	1	0,818


Plug	D [mm]	L [mm]	H [mm]	Code	SP	LP	kg/pcs
	16	13,0	25,0	560301.01	50	200	0,003
	20	14,5	29,0	560302.01	50	250	0,006
	25	16,0	31,0	560303.01	50	200	0,009
	32	23,0	36,5	560304.01	10	100	0,013
	40	26,0	39,0	560305.01	10	100	0,021
	50	24,0	59,0	560306.01	10	50	0,064

Blinder	D [mm]	d1 [mm]	Z1 [mm]	L [mm]	Code	SP	LP	kg/pcs
	16	15,5	13,3	16,0	560201.01	50	400	0,004
	20	19,5	14,5	24,0	560202.01	50	200	0,006
	25	24,5	16,0	25,0	560203.01	50	200	0,011
	32	31,5	18,1	26,2	560204.01	20	200	0,016
	40	39,4	20,5	30,8	560205.01	5	25	0,040
	50	49,4	23,5	35,4	560206.01	5	30	0,074
	63	62,5	27,4	44,0	560207.01	5	25	0,150
	75	74,9	31,0	58,2	560208.01	5	20	0,254
	90	89,9	35,5	66,0	560209.01	2	6	0,364
	110	110,0	41,5	79,0	560210.01	2	8	0,602
	125	☎	☎	☎	560211.01	1	1	0,862
	160	☎	☎	☎	560212.01	1	1	0,914

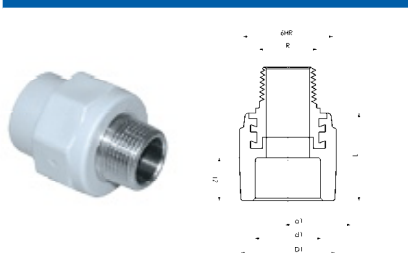
Plug with thread	Colour	Type	Z [mm]	L [mm]	Code	SP	LP	kg/pcs
	blue	1/2"	17,5	24,0	560317.01	50	250	0,006
	red	1/2"	17,5	24,0	560318.01	50	250	0,006
	grey	1/2"	17,5	24,0	560319.01	50	250	0,006
	grey	3/4"	18,0	24,0	560320.01	50	500	0,009

Plug for template with seal	Colour	Type	Z [mm]	L [mm]	Code	SP	LP	kg/pcs
	blue	1/2"	12,0	70,0	560326.01	10	250	0,020
	red	1/2"	12,0	70,0	560327.01	10	250	0,020
	grey	1/2"	12,0	70,0	560324.01	10	250	0,020

Dilatation loop	Type	D1 [mm]	L [mm]	D3 [mm]	Code	SP	LP	kg/pcs
	16/PN 20	16,0	330,0	170,0	520500.01	10	10	0,150
	20/PN 20	20,0	480,0	185,0	520501.01	10	10	0,181
	25/PN 20	25,0	490,0	205,0	520502.01	10	10	0,280
	32/PN 20	32,0	450,0	210,0	520503.01	5	5	0,478
	40/PN 20	40,0	510,0	235,0	520504.01	3	3	0,738

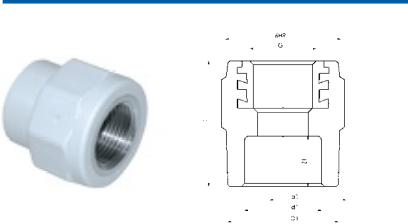
Shifter	Type	D [mm]	L [mm]	H [mm]	Code	SP	LP	kg/pcs
	16/PN 20	16,0	400,0	35,0	520400.01	10	10	0,044
	20/PN 20	20,0	400,0	45,0	520402.01	10	50	0,069
	25/PN 20	25,0	400,0	50,0	520407.01	10	50	0,106
	32/PN 20	32,0	400,0	70,0	520412.01	5	20	0,173

DG coupling MZV (male)



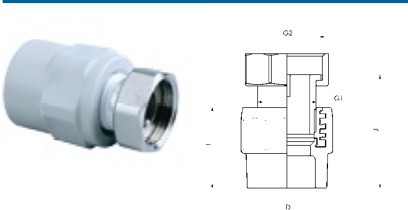
Type	d1 [mm]	Z1 [mm]	L [mm]	Code	SP	LP	kg/pcs
16x3/8"	15,5	13,3	29,5	570402.01	10	50	0,050
16x1/2"	15,5	13,3	34,0	570403.01	10	50	0,063
20x3/8"	19,5	14,5	32,5	570417.01	10	100	0,052
20x1/2"	19,5	14,5	37,5	570404.01	10	150	0,065
20x3/4"	19,5	14,5	41,0	570405.01	10	100	0,113
25x1/2"	24,5	16,0	35,0	570406.01	10	50	0,069
25x3/4"	24,5	16,0	42,5	570407.01	10	100	0,115
32x3/4"	31,5	18,1	45,0	570408.01	5	50	0,129
32x1"	31,5	18,1	45,0	570409.01	5	60	0,145
40x5/4"	39,4	20,5	52,0	570410.01	4	40	0,365
50x6/4"	49,4	23,5	55,0	570411.01	5	20	0,521
63x2"	62,5	27,4	71,0	570412.01	2	14	0,750
75x2 1/2"	74,9	31,0	80,0	570413.01	1	9	1,288
90x3"	89,9	35,5	86,5	570414.01	1	6	1,715

DG coupling MZD (female)



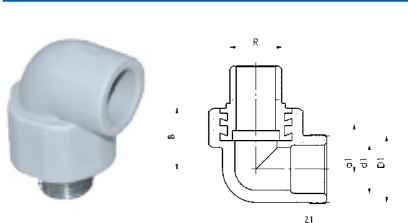
Type	d1 [mm]	Z1 [mm]	L [mm]	Code	SP	LP	kg/pcs
16x3/8"	15,5	13,3	30,0	580402.01	10	100	0,034
16x1/2"	15,5	13,3	33,0	580403.01	10	50	0,050
20x3/8"	19,5	14,5	32,5	580417.01	10	100	0,041
20x1/2"	19,5	14,5	37,5	580404.01	10	200	0,042
20x3/4"	19,5	14,5	41,0	580405.01	10	100	0,058
25x1/2"	24,5	16,0	40,0	580406.01	10	50	0,043
25x3/4"	24,5	16,0	42,5	580407.01	10	100	0,058
32x3/4"	31,5	18,1	45,0	580408.01	5	40	0,075
32x1"	31,5	18,1	45,0	580409.01	5	60	0,125
40x5/4"	39,4	20,5	53,0	580410.01	4	40	0,359
50x6/4"	49,4	23,5	69,0	580411.01	5	20	0,414
63x2"	62,5	27,4	92,0	580412.01	2	14	0,662
75x2 1/2"	74,9	31,0	106,0	580413.01	2	8	1,075
90x3"	89,9	35,5	99,5	580414.01	1	6	1,623

DG coupling with PM



Type	D [mm]	I [mm]	J [mm]	Code	SP	LP	kg/pcs
16x1/2"	16,0	31,0	44,0	580601.01	10	100	0,085
16x3/4"	16,0	33,5	49,0	580602.01	10	100	0,115
20x1/2"	20,0	32,0	45,0	580610.01	10	100	0,097
20x3/4"	20,0	40,0	60,0	580603.01	10	100	0,091
20x1"	20,0	42,0	58,0	580604.01	10	50	0,173
25x3/4"	25,0	40,5	53,5	580606.01	10	50	0,095
25x1"	25,0	42,0	57,0	580605.01	10	40	0,168
32x1"	32,0	45,0	60,0	580609.01	5	50	0,185
32x5/4"	32,0	45,5	63,0	580607.01	5	50	0,292
40x6/4"	40,0	63,0	84,0	580608.01	2	16	0,512

Elbow 90° MZV (male)



Type	d1 [mm]	Z1 [mm]	B [mm]	Code	SP	LP	kg/pcs
16x1/2"	15,5	13,3	29,0	570501.01	10	100	0,064
20x1/2"	19,5	14,5	30,0	570502.01	10	150	0,080
20x3/4"	24,5	16,0	33,0	570504.01	10	50	0,126
25x1/2"	19,5	14,5	35,0	570503.01	10	50	0,082
25x3/4"	24,5	16,0	37,5	570505.01	10	100	0,129
32x3/4"	31,5	18,1	41,5	570506.01	10	50	0,153

Elbow 90° MZD (female)	Type	d1 [mm]	Z1 [mm]	B [mm]	Code	SP	LP	kg/pcs
	16x1/2"	15,5	13,3	28,5	580102.01	10	100	0,054
	20x1/2"	19,5	14,5	30,0	580103.01	10	150	0,064
	20x3/4"	19,5	14,5	30,0	580104.01	10	50	0,066
	25x1/2"	24,5	16,0	33,5	580105.01	10	50	0,065
	25x3/4"	24,5	16,0	32,0	580106.01	10	100	0,068
	32x3/4"	31,5	18,1	36,0	580107.01	5	50	0,073
	32x1"	31,5	18,1	41,0	580108.01	5	50	0,130

Elbow 90° MZD pin (female)	Type	D1 [mm]	Z1 [mm]	B1 [mm]	B2 [mm]	Code	SP	LP	kg/pcs
	20x1/2"	20,0	14,0	25,0	42,0	580001.01	10	100	0,060

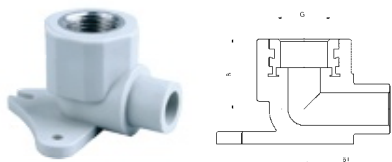
Elbow 90° MZD with PM	Type	D [mm]	l [mm]	J [mm]	Code	SP	LP	kg/pcs
	16x3/4"	16,0	41,0	54,0	580624.01	10	100	0,115
	20x3/4"	20,0	48,0	63,0	580625.01	10	50	0,119
	20x1"	20,0	45,0	64,0	580630.01	10	50	0,168
	25x3/4"	25,0	51,0	65,0	580629.01	10	50	0,134
	32x1"	32,0	57,0	76,0	580628.01	5	50	0,179
	32x5/4"	32,0	61,0	83,0	580627.01	5	30	0,266

Wall piece MZD (female)	Type	B [mm]	B1 [mm]	Z1 [mm]	Code	SP	LP	kg/pcs
	16x3/8"	26,0	24,5	13,3	560101.01	10	50	0,047
	16x1/2"	26,0	24,5	13,3	560102.01	10	50	0,056
	20x1/2"	26,0	32,0	14,5	560103.01	10	150	0,069
	25x1/2"	26,5	32,0	16,0	560109.01	10	50	0,073
	25x3/4"	35,0	32,0	16,0	560110.01	10	100	0,084

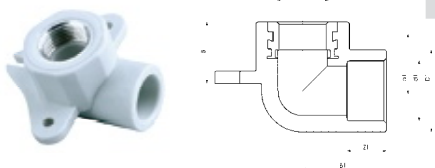
Wall piece MZD for plaster	Type	B [mm]	B1 [mm]	Z1 [mm]	Code	SP	LP	kg/pcs
	20x1/2"	27,0	41,0	32,0	560130.01	2	20	0,0959

Terminal wall piece MZD (female) right, left	Type	D [mm]	Z1 [mm]	B [mm]	Code	SP	LP	kg/pcs
	20x1/2" P	29,0	34,0	14,5	560106.01	10	100	0,078
	20x1/2" L	29,0	34,0	14,5	560107.01	10	100	0,078

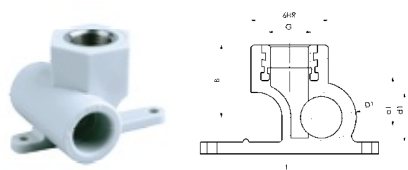
Wall piece MZD pin (female)	Type	D [mm]	B1 [mm]	B [mm]	Code	SP	LP	kg/pcs
	20x1/2"	28,0	34,0	14,5	560132.01	10	150	0,071



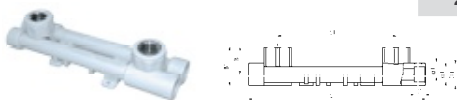
Partition wall piece MZD (female)	Type	D1 [mm]	Z1 [mm]	B1 [mm]	Code	SP	LP	kg/pcs
	20x1/2"	28,0	34,0	14,5	560131.01	10	100	0,065



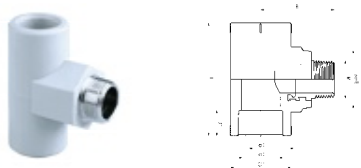
Through wall piece MZD (female)	Type	d1 [mm]	t [mm]	B [mm]	Code	SP	LP	kg/pcs
	20x1/2"	19,5	68,0	35,0	560104.01	10	100	0,067
	25x1/2"	24,5	78,0	36,5	560108.01	5	50	0,085



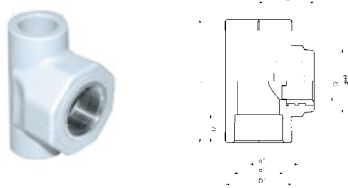
Wall set MZD (female)	Type	D1 [mm]	Z1 [mm]	L1 [mm]	L [mm]	Code	SP	LP	kg/pcs
	20x1/2"	27,0	14,5	151,5	226,5	560120.01	1	10	0,192

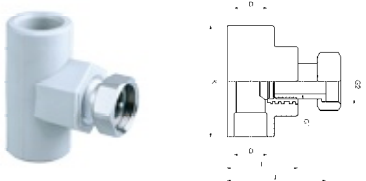


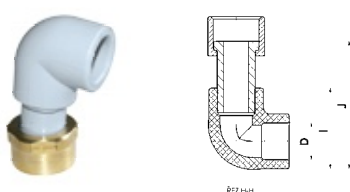
T-piece MZV (male)	Type	d1 [mm]	Z1 [mm]	B [mm]	L [mm]	Code	SP	LP	kg/pcs
	20x1/2"	19,5	14,5	30,5	65,0	570302.01	10	100	0,084
	25x1/2"	24,5	16,0	32,5	68,0	570303.01	10	100	0,090
	25x3/4"	24,5	16,0	35,5	80,0	570304.01	5	20	0,148
	32x1/2"	31,5	18,1	36,0	68,0	570305.01	5	20	0,094

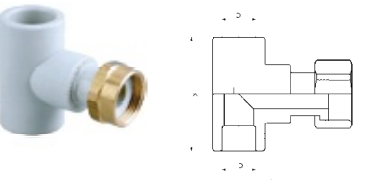



T-piece MZD (female)	Type	d1 [mm]	Z1 [mm]	B [mm]	L [mm]	Code	SP	LP	kg/pcs
	20x1/2"	19,5	14,5	30,0	66,0	580304.01	10	120	0,072
	20x3/4"	19,5	14,5	32,0	74,0	580305.01	5	30	0,084
	25x1/2"	24,5	16,0	32,5	76,0	580306.01	5	100	0,075
	25x3/4"	24,5	16,0	35,0	81,0	580307.01	5	25	0,100
	32x1/2"	31,5	18,1	38,0	68,0	580308.01	5	25	0,091
	32x3/4"	31,5	18,1	33,0	80,0	580309.01	5	25	0,100
	32x1"	31,5	18,1	38,0	86,0	580310.01	5	20	0,135




T-piece with PM	Type	D [mm]	J [mm]	K [mm]	Code	SP	LP	kg/pcs
	20x3/4"	20,0	61,0	66,0	580202.01	10	100	0,141
	20x1"	20,0	67,0	74,0	580208.01	5	50	0,198
	25x3/4"	25,0	66,0	75,0	580203.01	5	50	0,141
	25x1"	25,0	69,0	80,0	580204.01	5	50	0,202
	32x3/4"	32,0	73,0	68,0	580205.01	5	40	0,157
	32x1"	32,0	71,0	79,0	580206.01	5	30	0,207
	32x5/4"	32,0	78,0	85,0	580207.01	5	25	0,290

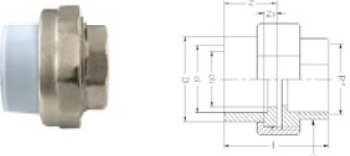
Elbow 90°BJ with PM	Type	D [mm]	J [mm]	K [mm]	Code	SP	LP	kg/pcs
	16x1/2"	16,0	34,0	57,0	590501.01	10	150	0,032
	20x1/2"	20,0	40,0	60,0	590503.01	10	100	0,048
	20x3/4"	20,0	40,0	60,0	590504.01	10	100	0,055
	25x3/4"	25,0	48,0	68,0	590505.01	10	100	0,060
	25x1"	25,0	48,0	70,0	590506.01	10	50	0,074

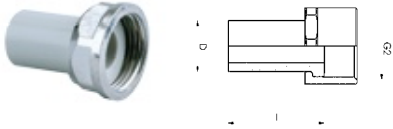
T-piece BJ with PM	Type	D [mm]	J [mm]	K [mm]	Code	SP	LP	kg/pcs
	16x1/2"	16,0	58,0	44,0	590601.01	10	40	0,006
	16x3/4"	16,0	59,0	46,0	590602.01	5	50	0,011
	20x1/2"	20,0	64,0	55,0	590603.01	10	40	0,019
	20x3/4"	20,0	62,0	52,0	590604.01	5	50	0,024
	20x1"	20,0	67,0	65,0	590605.01	5	50	0,053
	25x3/4"	25,0	73,0	60,0	590606.01	5	50	0,095
	25x1"	25,0	69,0	59,0	590607.01	5	25	0,120
	32x3/4"	32,0	77,0	59,0	590609.01	5	25	0,436
	32x1"	32,0	77,0	70,0	590610.01	5	25	0,614

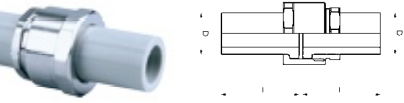
DG coupling BJ with PM	Type	D [mm]	I [mm]	J [mm]	Code	SP	LP	kg/pcs
	20x1/2"	27,0	32,0	55,0	590409.01	10	100	0,040
	20x3/4"	28,0	38,0	61,0	590411.01	10	100	0,050
	25x3/4"	34,0	39,0	60,0	590417.01	10	100	0,060
	25x1"	34,0	38,0	60,0	590419.01	10	50	0,100
	*20x3/4"	28,0	38,0	61,0	590420.01	10	100	0,050
	*25x3/4"	34,0	39,0	60,0	590421.01	10	100	0,060

*PM with a hole for the seal

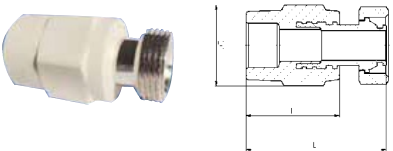
Transition union (male)	Type	D [mm]	z [mm]	l [mm]	SW [mm]	Code	SP	LP	kg/pcs
	20x1/2"	26,5	20,1	49,5	27	800081.01	10	50	0,104
	20x3/4"	26,5	20,1	53,0	32	800082.01	5	25	0,163
	25x3/4"	34,5	22,5	55,5	32	800084.01	5	25	0,151
	25x1"	34,5	24,5	61,0	38	800089.01	5	25	0,202
	32x1"	40,0	24,5	61,0	38	800085.01	5	25	0,196

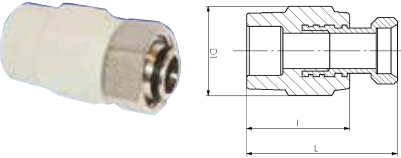
Transition union (female)	Type	D [mm]	z [mm]	l [mm]	SW [mm]	Code	SP	LP	kg/pcs
	20x1/2"	26,5	20,1	37,0	27	800071.01	10	50	0,089
	20x3/4"	26,5	20,1	42,0	32	800072.01	5	25	0,140
	25x3/4"	34,5	22,5	44,5	32	800074.01	5	25	0,141
	25x1"	34,5	24,5	46,5	38	800079.01	5	25	0,182
	32x1"	40,0	24,5	46,5	38	800075.01	5	25	0,177

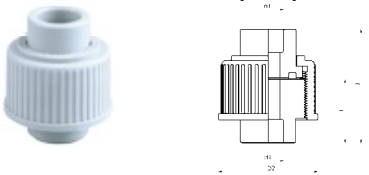
Hollander	Type	D [mm]	l [mm]	Code	SP	LP	kg/psc
	CW 16x1/2"	16,0	35,0	500029.01	10	50	0,025
	20x3/4"	20,0	35,0	500038.01	10	100	0,040
	25x1"	25,0	35,0	500050.01	5	50	0,063


Detachable joint	Type	D [mm]	l [mm]	Code	SP	LP	kg/psc
	20	20,0	35,0	500039.01	10	100	0,098
	25	25,0	41,0	500040.01	10	50	0,124
	32	32,0	46,0	500041.01	10	30	0,190
	40	40,0	53,0	500042.01	5	15	0,301
	50	50,0	130,0	500043.01	2	8	0,805
	63	63,0	150,0	500044.01	1	5	1,385


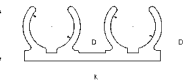
Europlast PM	Type	L [mm]	Code	SP	LP	kg/psc
	20x3/4"	47,5	55070801	10	100	0,045


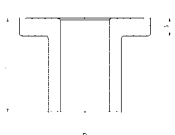
Euroconus MZV	Type	D1 [mm]	L [mm]	l [mm]	Code	SP	LP	kg/psc
	20x3/4"	35,5	60	41	010100.01	10	100	0,045


Euroconus MZD PM	Type	D1 [mm]	L [mm]	l [mm]	Code	SP	LP	kg/psc
	20x3/4"	35,5	61,5	41	010105.01	10	100	0,095

Direct coupling	Type	D [mm]	l [mm]	J [mm]	Code	SP	LP	kg/psc
	CW 20	44,1	40,0	71,0	540401.01	10	50	0,075
	25	34,4	40,0	71,0	540402.01	10	50	0,088
	32	34,4	45,0	87,0	540403.01	10	50	0,124


Clip	Type	D [mm]	I [mm]	K [mm]	Code	SP	LP	kg/psc
 	16	16,0	25,0	20,0	550204.01	50	250	0,002
	20	20,0	27,0	26,0	550205.01	50	1000	0,003
	25	25,0	30,0	30,0	550206.01	50	1000	0,004

Double clip	Type	D [mm]	I [mm]	K [mm]	Code	SP	LP	kg/psc
 	16	16,0	25,0	50,0	550201.01	20	500	0,006
	20	20,0	27,0	60,0	550202.01	20	500	0,007
	25	25,0	30,0	75,0	550203.01	20	300	0,008

Flange adaptor	Type	D [mm]	L [mm]	D1 [mm]	S [mm]	Code	SP	LP	kg/psc
 	40	40,0	58,0	80,0	12,5	869001.01	2	10	0,078
	50	50,0	60,0	90,0	12,5	569002.01	2	10	0,109
	63	63,0	62,0	105,0	13,5	569003.01	1	10	0,165
	75	75,0	73,0	123,0	14,7	869004.01	1	5	0,275
	90	90,0	92,0	140,0	17,0	869005.01	1	1	0,440
	110	110,0	103,0	160,0	19,0	869006.01	1	1	0,644
	125	☎	☎	☎	☎	869007.01	1	1	0,724
	160	☎	☎	☎	☎	869008.01	1	1	1,163


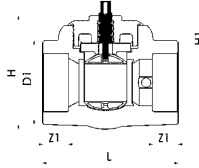
Flange	Typ	D1 [mm]	D2 [mm]	d [mm]	Y [mm]	Code	SP	LP	kg/psc
	40/DN32	100,0	140,0	46,0	4	869011.01	1	1	1,618
	50/DN40	110,0	150,0	54,0	4	869012.01	1	1	1,811
	63/DN50	125,0	165,0	66,0	4	869013.01	1	1	2,400
	75/DN65	145,0	185,0	83,0	8	869014.01	1	1	2,860
	90/DN80	160,0	200,0	94,0	8	869015.01	1	1	3,520
	110/DN100	180,0	220,0	114,0	8	869016.01	1	1	3,875


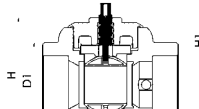
Y - number of the bores


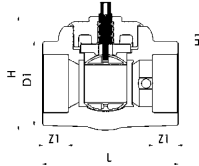
Drainage groove - galvanized	Type	L [mm]	Code	SP	LP	kg/psc
	20	2000	600104.01	1	25	0,331
	25	2000	600105.01	1	25	0,428
	32	2000	600106.01	1	25	0,596
	40	2000	600107.01	1	25	0,607
	50	2000	600108.01	1	25	0,732
	63	2000	600109.01	1	25	0,879
	75	2000	600110.01	1	25	0,995


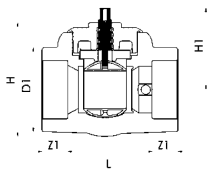
Teflon tape	Type	Code	Lenght [m]
	Teflon	910022.02	12


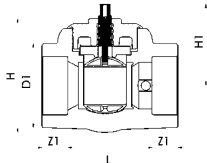
VALVES


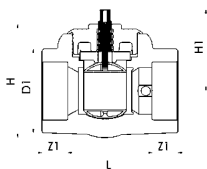
Ball valve - lever	Type	D [mm]	I [mm]	L [mm]	H [mm]	Code	SP	LP	kg/pcs
 	20	29,0	15,5	65,0	67,0	540521.01	10	50	0,117
	25	35,5	17,0	70,0	70,0	540522.01	10	40	0,130
	32	44,5	18,0	81,0	87,0	540523.01	10	30	0,231
	40	55,5	20,5	98,0	105,0	540524.01	2	16	0,384
	50	69,0	23,5	126,0	122,0	540525.01	1	6	0,611
	63	90,0	27,5	145,0	145,0	540526.01	1	5	0,961
	75	105,0	31,0	163,0	180,0	540527.01	1	4	1,607


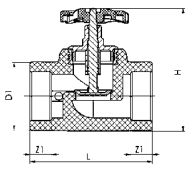
Ball valve - bow tie	Type	D [mm]	Z1 [mm]	L [mm]	H [mm]	Code	SP	LP	kg/pcs
 	20	29,0	15,5	65,0	67,0	540531.01	10	40	0,117
	25	35,5	17,0	70,0	70,0	540532.01	10	40	0,130
	32	44,5	18,0	81,0	87,0	540533.01	5	20	0,231
	40	55,5	20,5	98,0	105,0	540534.01	2	10	0,384


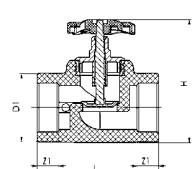
Ball valve - lever with outlet right	Type	D [mm]	Z1 [mm]	L [mm]	H [mm]	Code	SP	LP	kg/pcs
 	20	29,0	15,5	65,0	67,0	540621.01	10	50	0,172
	25	35,5	17,0	70,0	70,0	540622.01	10	40	0,172
	32	44,5	18,0	81,0	87,0	540623.01	5	20	0,322
	40	55,5	20,5	98,0	105,0	540624.01	2	10	0,422
	50	69,0	23,5	126,0	122,0	540625.01	1	6	0,611
	63	90,0	27,5	145,0	145,0	540626.01	1	4	0,969
	75	105,0	31,0	163,0	180,0	540627.01	1	4	1,607


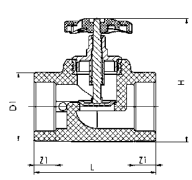
Ball valve - bow tie with outlet right	Type	D [mm]	Z1 [mm]	L [mm]	H [mm]	Code	SP	LP	kg/pcs
 	20	29,0	15,5	65,0	67,0	540631.01	10	40	0,172
	25	35,5	17,0	70,0	70,0	540632.01	10	30	0,172
	32	44,5	18,0	81,0	87,0	540633.01	5	20	0,332


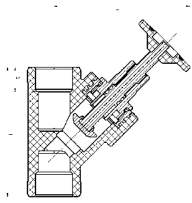
Ball valve - lever dismountable	Type	D [mm]	Z1 [mm]	L [mm]	H [mm]	Code	SP	LP	kg/pcs
 	20	29,0	15,5	65,0	67,0	540501.01	10	50	0,180
	25	35,5	17,0	70,0	70,0	540502.01	10	40	0,191
	32	44,5	18,0	81,0	87,0	540503.01	5	20	0,313


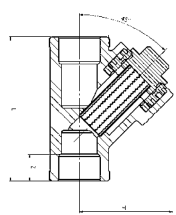
Ball valve - bow tie dismountable	Type	D [mm]	Z1 [mm]	L [mm]	H [mm]	Code	SP	LP	kg/pcs
 	20	29,0	15,5	65,0	67,0	540511.01	10	40	0,180
	25	35,5	17,0	70,0	70,0	540512.01	10	40	0,191
	32	44,5	18,0	81,0	87,0	540513.01	5	20	0,312

Direct valve		Type	D [mm]	I [mm]	L [mm]	H [mm]	Code	SP	LP	kg/pcs
 		20x1/2"	29,0	14,5	65,0	73,0	550111.01	10	50	0,126
		25x3/4"	36,0	16,0	72,0	95,0	550112.01	10	40	0,243
		32x1"	45,5	18,0	104,0	84,0	550113.01	10	10	0,369
		40x5/4"	56,0	20,5	108,0	105,0	550114.01	2	8	0,423
		50x6/4"	69,0	23,5	115,0	126,0	550115.01	1	4	0,640
		63x2"	87,0	27,4	155,0	155,0	550116.01	1	4	1,125

Direct valve with outlet left		Type	D [mm]	Z1 [mm]	L [mm]	H [mm]	Code	SP	LP	kg/pcs
 		20x1/2"	29,0	14,5	65,0	73,0	550121.01	5	30	0,170
		25x3/4"	36,0	16,0	72,0	95,0	550122.01	5	20	0,253
		32x1"	45,5	18,0	104,0	84,0	550123.01	5	10	0,396
		40x5/4"	56,0	20,5	108,0	105,0	550124.01	2	10	0,448
		50x6/4"	69,0	23,5	115,0	126,0	550125.01	2	12	0,655
		63x2"	87,0	27,4	155,0	155,0	550126.01	2	4	1,125

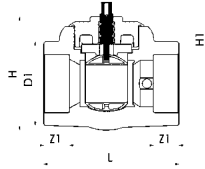
Under plaster ball valve direct with chromium cover		Type	D [mm]	Z1 [mm]	L [mm]	H [mm]	Code	SP	LP	kg/pcs
 		20x1/2"	29,0	14,5	65,0	99,0	550151.01	5	20	0,200
		25x3/4"	36,0	16,0	72,0	99,0	550152.01	5	20	0,200

Angle valve		Type	D1 [mm]	Z1 [mm]	L [mm]	H [mm]	Code	SP	LP	kg/pcs
 		22	35,0	16,0	117,0	107,0	550101.01	2	12	0,22

Filter		Type	D1 [mm]	Z1 [mm]	L [mm]	H [mm]	Code	SP	LP	kg/pcs
 		25	34,4	16,0	85,0	55,4	550001.01	2	20	0,14

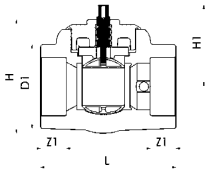
VALVES OFFER (SALES OFF)

Ball valve - lever with outlet left



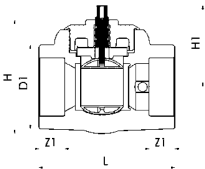
Type	D1 [mm]	Z1 [mm]	L [mm]	H [mm]	Code	SP	LP	kg/pcs
20	29,0	15,5	65,0	67,0	540671.01	10	40	0,172
25	35,5	17,0	70,0	70,0	540672.01	10	30	0,172
32	44,5	18,0	81,0	87,0	540673.01	5	20	0,322
40	55,5	20,5	98,0	105,0	540674.01	2	10	0,422
50	69,0	23,5	126,0	122,0	540675.01	2	6	0,611
63	90,0	27,5	145,0	145,0	540676.01	2	4	0,969
75	105,0	31,0	163,0	180,0	540677.01	1	4	1,607

Ball valve - bow tie with outlet left



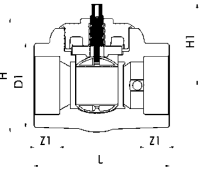
Type	D1 [mm]	Z1 [mm]	L [mm]	H [mm]	Code	SP	LP	kg/pcs
20	29,0	15,5	65,0	67,0	540681.01	10	40	0,172
25	35,5	17,0	70,0	70,0	540682.01	10	30	0,172
32	44,5	18,0	81,0	87,0	540683.01	5	20	0,332

Ball valve - lever dismountable with outlet right



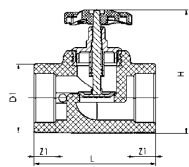
Type	D1 [mm]	Z1 [mm]	L [mm]	H [mm]	Code	SP	LP	kg/pcs
20	29,0	15,5	65,0	67,0	540601.01	10	40	0,218
25	35,5	17,0	70,0	70,0	540602.01	5	30	0,218
32	44,5	18,0	81,0	87,0	540603.01	2	20	0,332
40	55,5	20,5	98,0	105,0	540604.01	2	10	0,562
50	69,0	23,5	126,0	122,0	540605.01	2	6	0,881
63	90,0	27,5	145,0	145,0	540606.01	2	4	1,489
75	105,0	31,0	163,0	180,0	540607.01	1	4	2,435

Ball valve - bow tie dismountable with outlet right



Type	D1 [mm]	Z1 [mm]	L [mm]	H [mm]	Code	SP	LP	kg/pcs
20	29,0	15,5	65,0	67,0	540611.01	10	40	0,218
25	35,5	17,0	70,0	70,0	540612.01	10	30	0,218
32	44,5	18,0	81,0	87,0	540613.01	5	20	0,332

Direct valve with outlet right



Type	D1 [mm]	Z1 [mm]	L [mm]	H [mm]	Code	SP	LP	kg/pcs
20x1/2"	29,0	14,5	65,0	73,0	550131.01	5	30	0,170
25x3/4"	36,0	16,0	72,0	95,0	550132.01	5	20	0,253
32x1"	45,5	18,0	104,0	84,0	550133.01	5	10	0,396
40x5/4"	56,0	20,5	108,0	105,0	550134.01	2	10	0,448
50x6/4"	69,0	23,5	115,0	126,0	550135.01	2	12	0,655
63x2"	87,0	27,4	155,0	155,0	550136.01	2	4	1,125